

First overview on the Call 2009 CIP Eco-Innovation

First application and market replication projects

EACI Unit 5 on Market Replication Eco-Innovation

November 2009

Summary

At the time of the deadline for the Call 2009, 386 proposals were registered¹, of which 202 were submitted. This represents an increase by almost half as compared to the 134 proposals submitted to the Call 2008. All of the submitted proposals were considered eligible. In total 614 participants² from 32³ countries take part in the proposals. Italy and Spain are in the lead both regarding number of proposals and number of participants. Green Business and Recycling are the sectors that attracted most proposals. The total funding request is of more than 150 million⁴ € which corresponds to an increase of almost 40% compared to the Call 2008. Almost 70% of the participants taking part in proposals are SMEs. Regarding the structure of the proposed projects, 65% of the proposals are submitted by consortia⁵, where two thirds of these consortia involve participants from different countries.

1. Country aspects

In total 614 participants from 32 countries are involved in the submitted proposals, see figure 1. Italy (133 participants) and Spain (128) have the largest number of participants, followed France (53), United Kingdom (38), Germany (35) and Turkey (29). No proposals were received from Lithuania, Slovakia, Lichtenstein, Former Yugoslav Republic of Macedonia (FYROM) and Montenegro.

Italy and Spain also have the highest absolute number of proposals per country, followed by France, Turkey and United Kingdom. Italy and Spain have mainly proposals in the sectors Green Business and Recycling.

Turkey has the highest rate of submissions of the associated non-EU countries and shows a special interest in Buildings and Recycling. Serbia, Albania and Iceland are participating for the first time and have a good representation with 14 respectively 3 and 1 participants.

¹ "Register" means only to enter into the electronic submission system. To "submit" is the official sending of the proposal.

² In this document, participant means coordinator or partner and number of proposals equal number of coordinators.

³ In total there are 37 eligible countries; EU27, Norway, Iceland, Liechtenstein, Croatia, Former Yugoslav Republic of Macedonia, Montenegro, Israel, Turkey, Serbia and Albania.

⁴ Two proposals have been removed from this statistics to avoid distorting the calculations; the removed proposals request a considerable amount of funding (more than 35 million euro).

⁵ This means that the proposal has more than one participant.

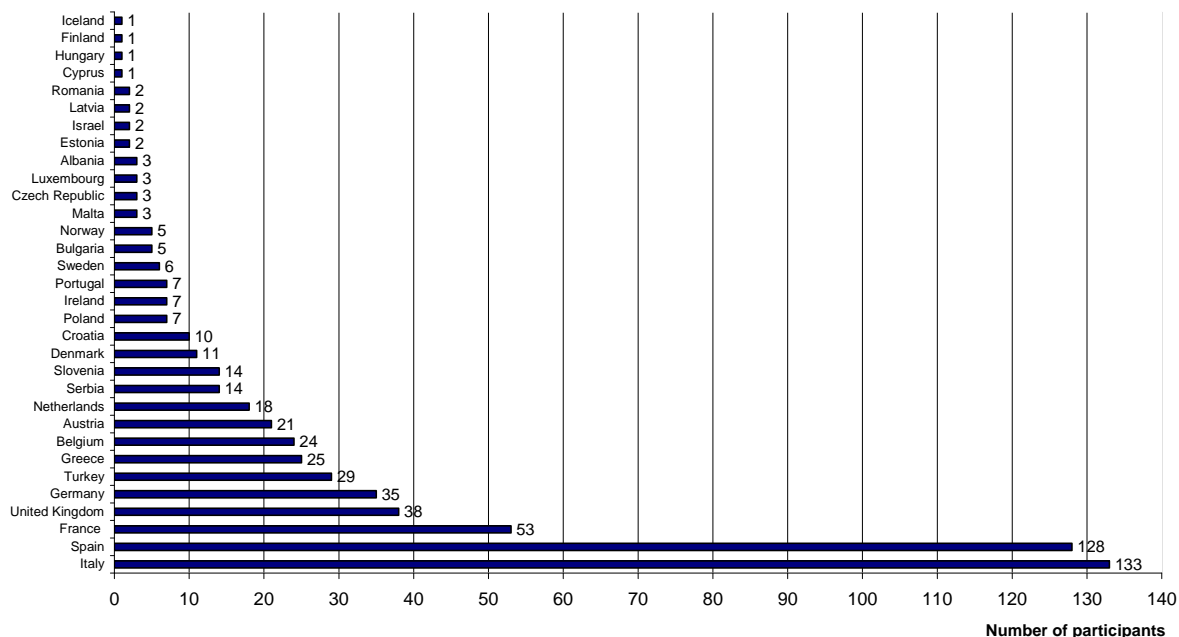


Figure 1 Countries involved in Call 2009 proposals

Around 55% of the proposals originate from one country, while 45% are submitted by multinational consortia. In total almost 65% of the proposed projects are submitted by a consortium, composed of participants from one or several countries. The average number of participants in the submitted proposals is three. Most projects lead by consortia (as opposed to single participants) are in the sectors Recycling and Green Business.

Regarding the structure of the proposed projects, the majority of the proposals have a life span of 36 months, while around 40% of the proposed projects are short projects, with duration of 24 months. The maximum project length allowed under the Eco-Innovation program is three years.

2. Sector aspects

According to the aim of the Eco-innovation initiative, the 202 submitted proposals in the Call 2009 were ranged into four sectors:

- Buildings
- Food and Drink
- Green Business
- Recycling

Recycling (65 proposals) and Green Business (59) are the sectors that have received most proposals, followed by Buildings (37), Food and Drink (34). These sectors are not exclusive - seven projects have been received that come from different sectors (here summarised as "Others"), see figure 2.

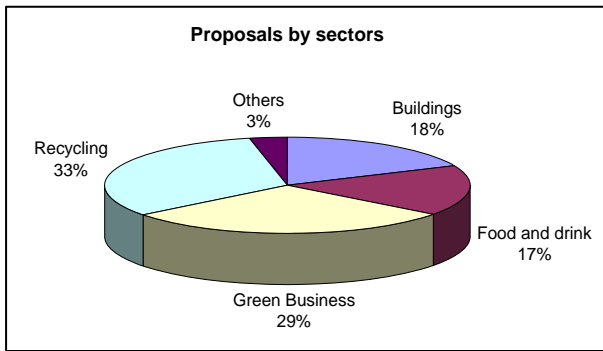


Figure 2 Proposals per sector

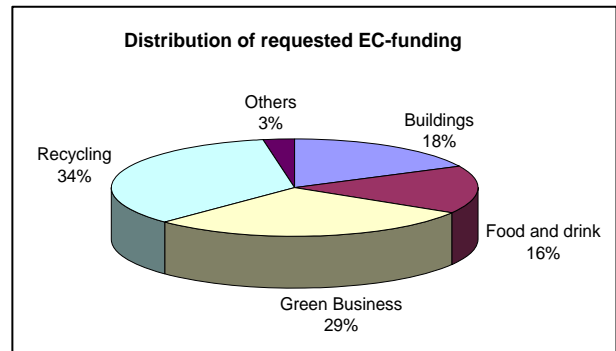


Figure 3 Distribution of requested EC-funding

A total of more than 150 million € was requested, this corresponds to an average of €770 000 per proposal. Recycling is the sector with the highest request for funding, representing 34% of the total request, see figure 3. The main areas covered by proposals in the Recycling sector are plastics, mixed waste, tyres and electronic equipment waste (WEEE). For the Green Business sector the main areas are metals, waste management, ceramics, eco-innovative products, biodegradable material and EMAS in a cluster approach. The Building sector mainly includes new products such as new concrete mixes, new composites and insulation material usually including waste material. The Food and Drink sector mostly covers waste recovery and transformation into resource (fertilizers, energy, etc.) and cleaner processes in the treatment of animal by-products. The sector grouped as 'others' includes very diverse projects covering from energy to algae.

3. Character of the participants

Around 70% of the participants indicate to be SMEs. Recycling has the largest number of SME participants (139 participants), followed by Green Business (121), Food and Drink (83), Buildings and finally Others (10), see figure 4.

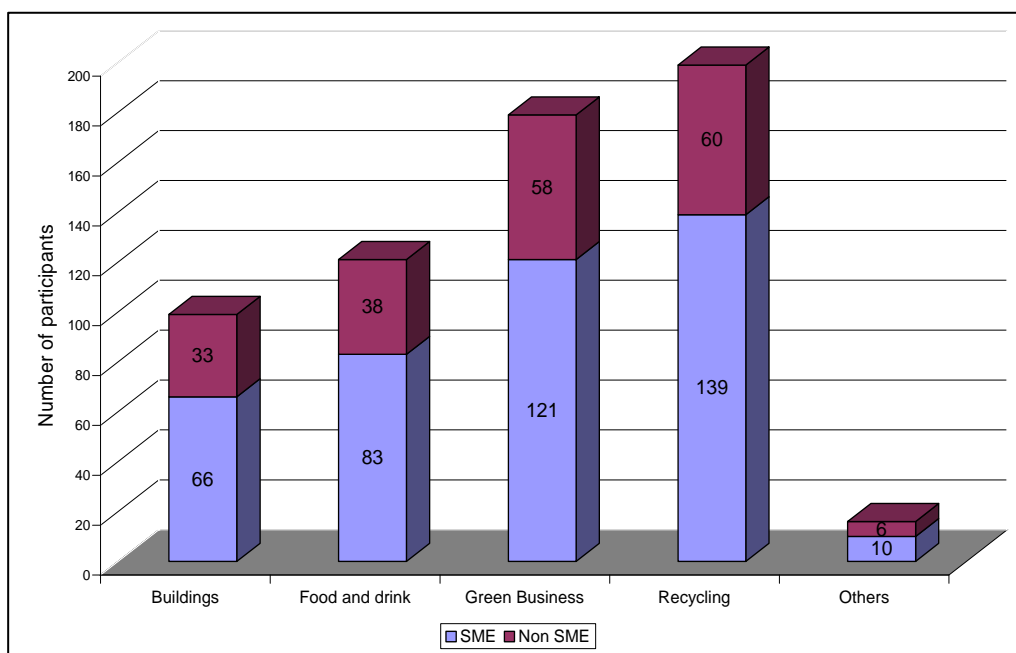


Figure 4 Number of SME per sector

The participants represent many different parts of the society. Most are from Industry, Service Sector, Supplier of Technology/Products and Research Organisations. A minority of participants represent Interest Groups, Public Authority, Financial Institution, Communication and Regulatory Bodies. Less than 2% of the participants are public authorities and 15% are universities and research institutes. The other 83% are private sector. Some participants do not categorise themselves as any of these groups and are here sorted into the category "Others", see figure 5.

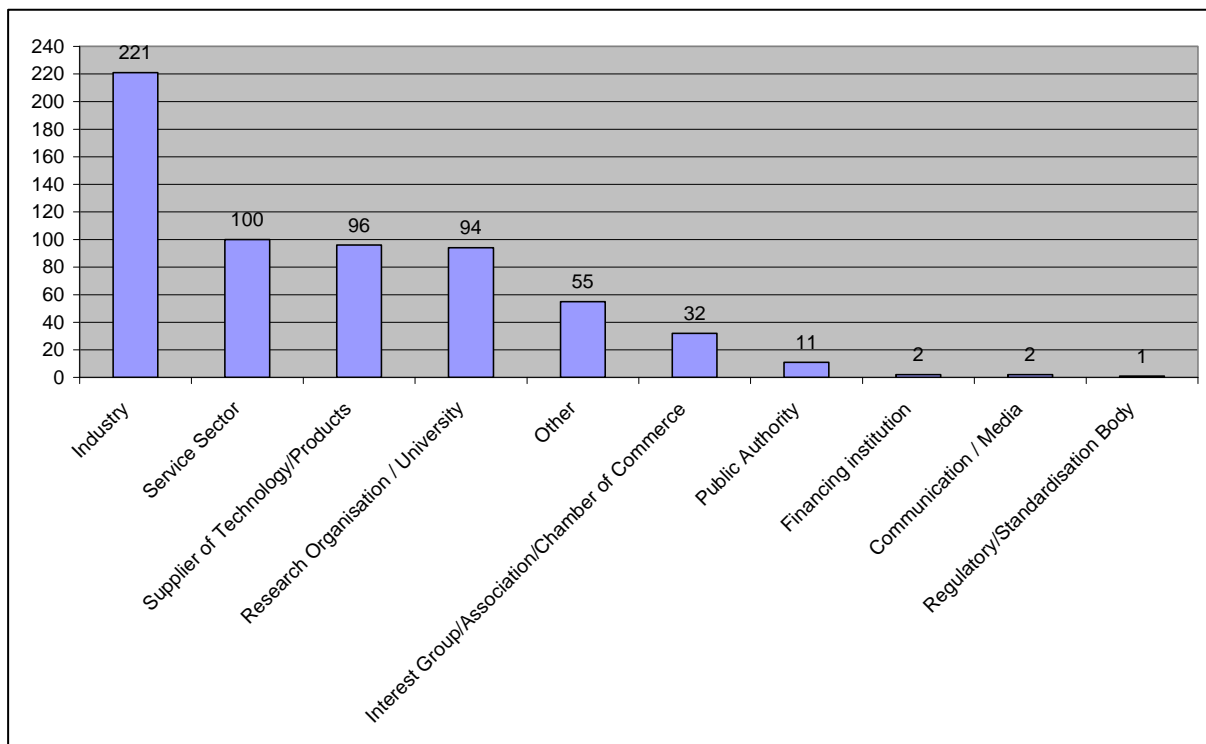


Figure 5 Categories of the participants

Industries represented diverge from production of dairy, chemicals, leather and ceramics to companies involved in recycling and waste management. The Service Sector includes companies in many different fields.

4. The Call 2009 compared to the Call 2008

The number of proposals in the Call 2009 has increased by almost half as compared to 2008, i.e. from 134 to 202. The number of participants has also increased from 444 in 2008 to 614 in 2009, corresponding to an increase of almost 40%. Since 2009 the total requested EC funding has increased from ~110 to ~150million €, which corresponds to an increase of 36%. The average requested funding per project has decreased by 7%, see table 1.

Table 1 Proposals of call 2008 compared to proposals of call 2009

	Call 2008	Call 2009	% alteration from 2008
Number of proposals	134	202	51%
Number of participants	444	614	38%
Requested funding⁴ (€)	110,000,000	150,000,000	36%
Average funding requested (€)	830,000	770,000	-7%
SME (%)	74	70	- 5%

Montenegro, FYROM and Lithuania were taking part in proposals in 2008, but have no participants this year. On the other hand Serbia, Albania and Iceland are participating in proposals for the first time in the Call 2009. It is interesting to note that France, Ireland, Sweden, Norway, Czech Republic, Luxembourg, Israel and Latvia have more than double their number of participants since last year. However, Portugal, Bulgaria, Romania, Cyprus, Hungary and Finland have decreased their number of participants.

5. Next steps

The evaluation of the proposals has started and will continue until January 2010. This will result in a decision on which projects will receive funding. Thereafter, the selected projects will be negotiated from February to August 2010 with first projects starting in March 2010.